

EY2022



PAFR

POPULAR ANNUAL FINANCIAL REPORT

FOR THE YEAR ENDING JUNE 30, 2022



EAST KNOX
LOCAL SCHOOL DISTRICT



EAST KNOX LOCAL SCHOOL DISTRICT

23201 Coshocton Road
Howard, OH 43028

p. 740.599.2502

f. 740.599.5863

www.ekschools.org

TO THE CITIZENS OF THE EAST KNOX LOCAL SCHOOL DISTRICT,

We are pleased to present the East Knox Local School District's (the "District") Popular Annual Financial Report (PAFR) for the year ending June 30, 2022.

This report makes our District's finances easier to understand, and communicates our financial situation in an open and accountable manner. We are proud of this report and the support offered by the Board of Education in its creation.

The PAFR is prepared on the cash-basis of accounting, which differs from financial information prepared in accordance with accounting principles generally accepted in the United States of America (GAAP). Annually, the District prepares cash-basis financial statements which are audited by the Auditor of the State of Ohio or its designee. A copy of our annual financial audit reports can be found on the Auditor of the State of Ohio's website at www.ohioauditor.gov.

The PAFR focuses on the District's General Fund. The General Fund is the chief operating fund of the District and is used to account for all financial resources except those required to be accounted for in another fund. The most significant items not reported in the General Fund include debt issuance and retirement and permanent improvements.

We would like to thank our citizens for their encouragement in creating a report designed to more adequately address their needs as taxpayers, as well as for the opportunity to serve them. Questions, comments and feedback regarding this report are encouraged, so please do not hesitate to contact the Treasurer's office at **740.599.2502** or at jbusenburg@ekschools.org.

Respectfully submitted,

Jessica M. Busenburg
Treasurer

RECEIPTS AND RESOURCES OVER DISBURSEMENTS AND SERVICES

The Financial Activity Statement below is shown on a cash-basis for the District's General Fund. This type of schedule, known in accounting terms as the income statement, provides a summary of the receipts and resources received by the District compared to the disbursements and services provided by the District.

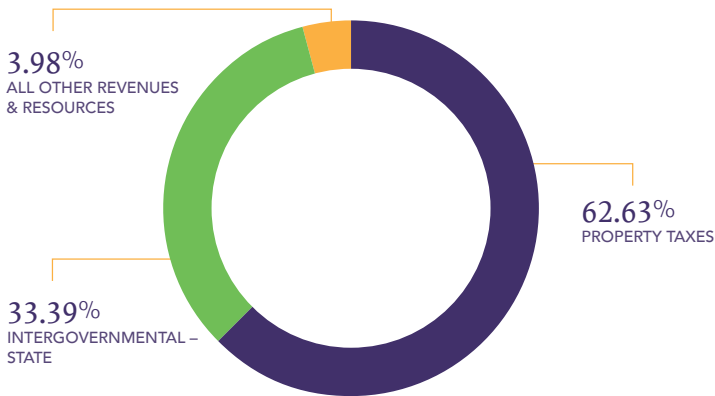
RECEIPTS & RESOURCES <i>(shown in thousands)</i>	FY22	FY21	FY20
Property Taxes	\$7,806	\$7,195	\$6,525
Unrestricted State Aid	\$3,027	\$3,845	\$3,636
Restricted State Aid	\$180	\$85	\$85
Property Tax Allocation	\$893	\$833	\$769
Casino Revenue	\$62	\$42	\$52
All Other Revenues	\$496	\$1,099	\$1,092
Total Receipts and Resources	\$12,464	\$13,099	\$12,159

DISBURSEMENTS & SERVICES PROVIDED <i>(shown in thousands)</i>	FY22	FY21	FY20
Instruction	\$5,164	\$7,133	\$7,317
Pupil Support	\$663	\$460	\$601
Instructional Staff Support	\$138	\$130	\$115
Board/Administration/Fiscal	\$1,283	\$1,241	\$1,291
Plant Operation	\$907	\$804	\$842
Transportation	\$721	\$605	\$613
Central Support	\$198	\$163	\$150
Extracurricular	\$239	\$237	\$213
Non-Instructional Services	\$36	\$33	\$31
Bond Issuance Costs	—	—	\$106
Total Disbursements and Services	\$9,349	\$10,806	\$11,279
Receipts and Resources Over Disbursements and Services	\$3,115	\$2,293	\$880



GENERAL FUND RECEIPTS AND RESOURCES

The graph below displays the cash-basis receipts and resources for the General Fund for fiscal year 2022.

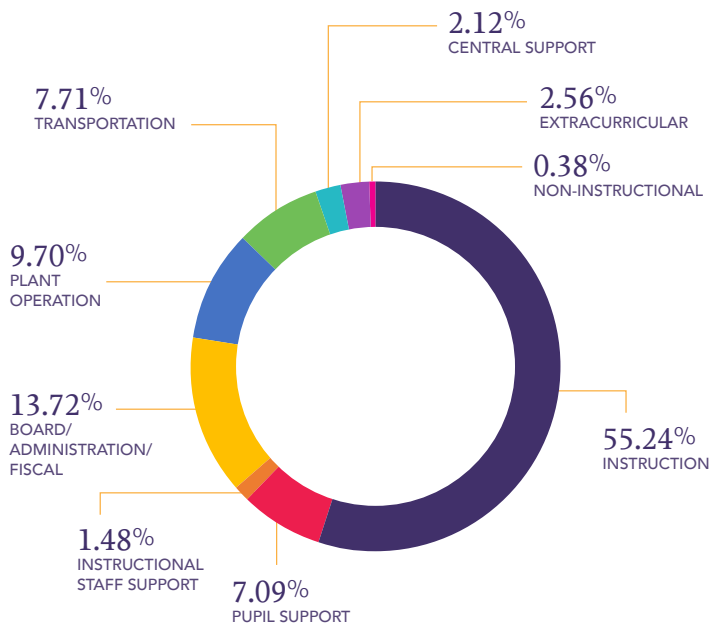


\$12,464 TOTAL

RECEIPTS AND RESOURCES (shown in thousands)

GENERAL FUND DISBURSEMENTS AND SERVICES

The graph below displays the cash-basis disbursements and services for the General Fund for fiscal year 2022.



\$9,349 TOTAL

DISBURSEMENTS AND SERVICES (shown in thousands)

OUR DISBURSEMENTS AND SERVICES DEFINITIONS

INSTRUCTION is the activities directly dealing with the teaching of pupils or the interaction between teacher and pupil. Includes aides or classroom assistants of any type, who assist in the instructional process. Technology used by the students is also included here.

PUPIL SUPPORT is the activities which are designed to assess and improve the well-being of pupils and to supplement the teaching process. This includes guidance services, health services, psychological services and support services for students with disabilities.

INSTRUCTIONAL STAFF SUPPORT is the activities associated with assisting the instructional staff with the content and process of providing learning experiences for pupils.

BOARD/ADMINISTRATION/FISCAL those activities concerned with establishing and administering policy in connection with operating the school district. This function includes budgeting, receiving and disbursing, financial accounting, payroll, inventory control, auditing and fiscal services rendered by persons in the treasurer's office.

PLANT OPERATION those activities concerned with keeping the physical plant open, comfortable and safe for use and keeping the grounds, buildings, and equipment in an effective working condition and state of repair. This includes activities of maintaining safety in buildings, on the grounds and in the vicinity of the schools.

TRANSPORTATION those activities concerned with the conveyance of individuals to and from school, as provided by state law. It includes transportation to school activities and between home and school.

CENTRAL SUPPORT those activities, other than general administration, which support each of the other instructional and supporting services programs including planning, research, development, evaluation, information staff, statistical, and data processing services.

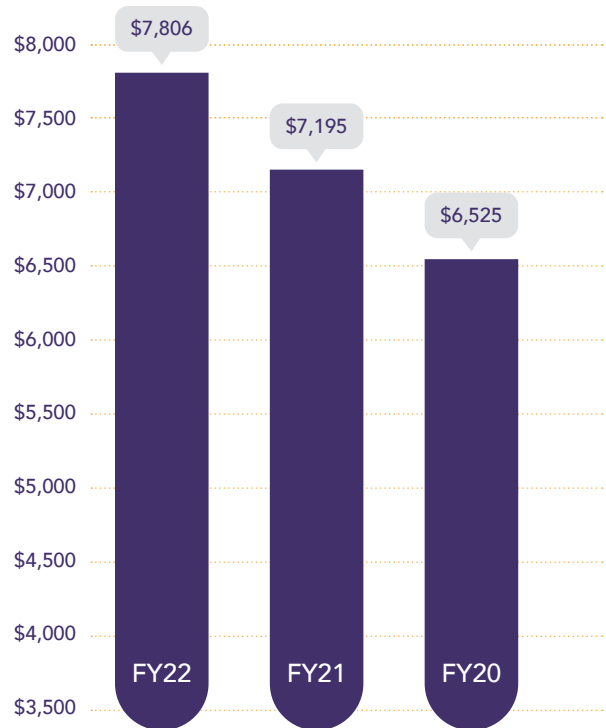
EXTRACURRICULAR student activities under the guidance or supervision of qualified adults which are designed to provide opportunities for pupils to participate in such experiences on an individual basis at school events or public events.

NON-INSTRUCTIONAL SERVICES those activities concerned with providing non-instructional services to students, staff or the community. Also includes providing certain services to other school districts.

BOND ISSUANCE COSTS are the professional and registration fees associated with the issuance of bonds by an issuer to investors.

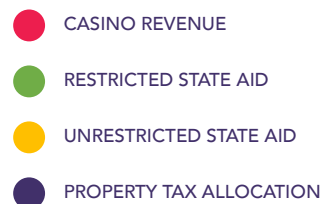
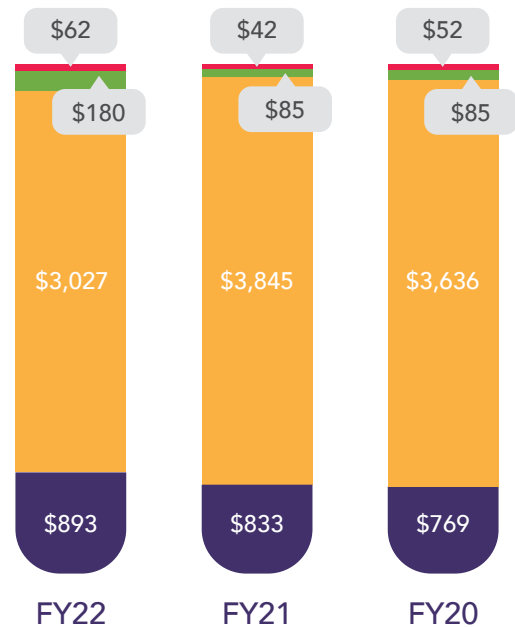
PROPERTY TAXES

To the right is a graph depicting the amount of cash collections received by the District from real and personal property taxes. Property taxes provide a majority of the local revenue to operate and maintain our schools.



STATE FUNDING

The chart to the right depicts the cash receipts for the District's General Fund from the State of Ohio. Monies received from the State are critical in running a fiscally solvent school district. The four primary components of State revenues are (1) unrestricted State Aid consisting of State Foundation which is a formula calculation based upon student enrollment, (2) property tax allocations which include Homestead and Rollback payments which represent the portion of the tax bill paid by the State instead of the taxpayer, (3) restricted State Aid consisting of economic disadvantaged and career tech funding, and (4) Casino tax revenue. Amounts shown in thousands.



UNBUNDLING THE TAX RATE

All tax rates for the District except inside millage are reduced as valuations increase. In accordance with House Bill 920, as property valuations increase during the triennial update and reappraisal periods, the voted millage is reduced in order to generate the same amount of tax revenue for the District as was received when each levy was initially approved by the voters. The chart below shows the difference in the District's "Gross" or voted tax rates, as compared to the "Effective" rates, which are what is being collected. The rates below are for the 2022 tax year collected in 2021.

TAX BURDEN ON HOMEOWNERS

TYPE	GROSS RATE	EFFECTIVE RATE	LENGTH APPROVED
Inside – Operating	4.50	4.50	Permanent
Voted – Operating	30.70	15.50	Permanent
Voted – Emergency Levy	3.31	3.31	10 Year
Permanent Improvement	3.00	2.06	Permanent
Bond Retirement	5.08	5.08	Various

ASSESSED VALUES OF REAL PROPERTY

COLLECTION YEAR	AGRICULTURAL/ RESIDENTIAL	COMMERCIAL/ INDUSTRIAL	OTHER REAL ESTATE	PUBLIC UTILITY PERSONAL	TOTAL
2022	\$340,087,260	\$9,433,060	\$341,194	\$12,700,500	\$362,562,014
2021	\$337,235,500	\$8,936,750	\$333,765	\$11,661,240	\$358,167,255
2020	\$279,596,350	\$9,635,880	\$422,298	\$10,778,950	\$300,433,478

OPEN ENROLLMENT (OE)

YEAR	STUDENT FTE* OE IN	STUDENT FTE* OE OUT
2021-2022	93	253
2020-2021	98	267
2019-2020	87	295

*full-time equivalent

ENROLLMENT



936
FY22

964
FY21

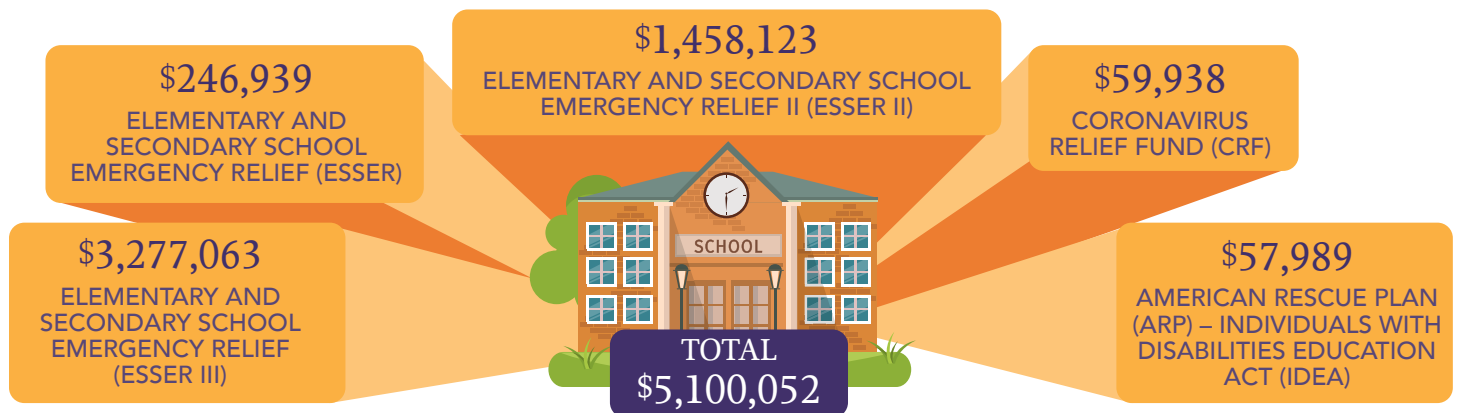
964
FY20

OUR TAXES AS COMPARED TO NEIGHBORING DISTRICTS

SCHOOL	EQUIVALENT MILLAGE (PROPERTY + INCOME)	SCHOOL	EQUIVALENT MILLAGE (PROPERTY + INCOME)
Loudonville**	40.84	Mount Vernon	31.70
Danville**	36.53	North Fork**	31.12
Clear Fork**	34.18	East Knox	30.45
Centerburg**	32.21	Northridge	29.50
		Fredericktown	27.56

**has an income tax in effect

FEDERAL FUNDING FOR COVID-19 RESPONSE



ELEMENTARY AND SECONDARY SCHOOL EMERGENCY RELIEF FUND (ESSER)

Elementary and Secondary School Emergency Relief (ESSER) federal grant funding is intended to help states and school districts safely reopen schools, measure and effectively address significant learning loss, and take other actions to mitigate the impact of COVID-19 on the students and families who depend on K-12 schools.

ESSER	\$246,939
General Instruction	\$104,937
Remote Learning	\$86,931
Medical Supplies	\$6,802
Sanitizing/Preventative Supplies	\$14,096
Instructional Technology	\$34,173
Total Spent	\$246,939

ESSER II	\$1,458,123
General Instruction	\$231,782
Learning Loss	\$132,231
Remote Learning	\$71,702
Summer School	\$40,433
Furniture for Distancing	\$6,003
Instructional Technology	\$192,456
Athletic Revenue Loss	\$21,369
Total Spent	\$695,976

ESSER III	\$3,277,063
Learning Loss	\$39,272
Total Spent	\$39,272

\$246,939
AMOUNT AWARDED

\$246,939
AMOUNT SPENT

\$1,458,123
AMOUNT AWARDED

\$695,976
AMOUNT SPENT

\$3,277,063
AMOUNT AWARDED

\$39,272
AMOUNT SPENT

CORONAVIRUS RELIEF FUND (CRF)

Coronavirus Relief Fund (CRF) federal grant funding is intended to finance expenditures incurred due to the public health emergency with respect to COVID-19.

\$59,938
AMOUNT AWARDED

\$57,688
AMOUNT SPENT

CRF	\$59,938
Remote Learning	\$1,233
Medical Supplies	\$9,826
Sanitizing/Preventative Supplies	\$1,860
Instructional Technology	\$28,773
Sanitizing Equipment	\$15,996
Total Spent	\$57,688

THE AMERICAN RESCUE PLAN (ARP) – INDIVIDUALS WITH DISABILITIES EDUCATION ACT (IDEA)

The American Rescue Plan (ARP) – Individuals With Disabilities Education Act (IDEA) federal grant funding is intended to finance services provided to preschool and school-age children and youth with disabilities and their families.

ARP IDEA	\$57,989
Preschool Supplies	\$3,043
Total Spent	\$3,043

OUR VISION

Our vision is to be an exemplary, student-focused school district that is highly regarded for the competence and character of our students and the excellence of our people, programs, and learning environment.

OUR MISSION

Our mission, in partnership with the families and community, is to inspire, motivate, educate, challenge, and support all students to reach their highest level of learning and personal development.



| EAST KNOX
LOCAL SCHOOL DISTRICT